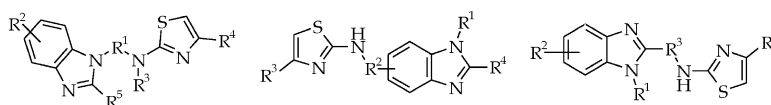


Combinatorial Libraries of Bis-heterocyclic Compounds with Skeletal Diversity

Miroslav Sural, Isabelle Bouillon, and Viktor Krchna#k

J. Comb. Chem., **2008**, 10 (6), 923-933 • DOI: 10.1021/cc8001074 • Publication Date (Web): 24 September 2008

Downloaded from <http://pubs.acs.org> on March 25, 2009



More About This Article

Additional resources and features associated with this article are available within the HTML version:

- Supporting Information
- Links to the 1 articles that cite this article, as of the time of this article download
- Access to high resolution figures
- Links to articles and content related to this article
- Copyright permission to reproduce figures and/or text from this article

[View the Full Text HTML](#)



ACS Publications
 High quality. High impact.

Combinatorial Libraries of Bis-heterocyclic Compounds with Skeletal Diversity

Miroslav Soural,[†] Isabelle Bouillon, and Viktor Krchňák*

Department of Chemistry and Biochemistry, 251 Nieuwland Science Center, University of Notre Dame, Notre Dame, Indiana 46556

Received June 26, 2008

Combinatorial solid-phase synthesis of bis-heterocyclic compounds, characterized by the presence of two heterocyclic cores connected by a spacer of variable length/structure, provided structurally heterogeneous libraries with skeletal diversity. Both heterocyclic rings were assembled on resin in a combinatorial fashion.

Introduction

The exclusive role of heterocyclic compounds for drug discovery is best documented by the occurrence of a heterocyclic moiety in current drugs; the majority of drugs are heterocyclic compounds. Since there is no doubt that heterocyclic compounds are relevant targets for drug discovery, a substantial effort has been dedicated to the development of chemistries, both solid- and solution-phase, for combinatorial syntheses of heterocyclic libraries.^{1–4} Traditionally, generic combinatorial libraries contained one heterocyclic scaffold, and the library diversity was accomplished through derivatization of the common heterocyclic core by diverse R groups, portrayed in Figure 1 for a three combinatorial step library (R¹, R², and R³ in the structure in Figure 1). Albeit building blocks for a generic library were selected from among the most diverse ones, the library diversity is limited by the presence of one identical core structure (Het Core). Not surprisingly, building blocks (BB) for the introduction of R groups were also selected among heterocyclic compounds (Het BB). In such cases, compounds containing two heterocyclic moieties connected by a spacer, bis-heterocyclic compounds, were synthesized.

Recent reports described libraries of derivatized heterocycles where the most active library compound was a bis-heterocycle.^{5,6} As an example, Pfizer scientists discovered a number of potent inhibitors of cyclin-dependent kinase 5/p25 in a library of 2-aminothiazoles.⁷ The most active compound (IC₅₀ = 5 nM) contained isoquinoline in the position of R³.

The relevance of compounds composed from two or more heterocyclic rings for drug discovery, regardless of the target, can be best documented by the frequency with which bis-heterocyclic compounds were identified as the most potent ones. An average six publications in every issue of the *Journal of Medicinal Chemistry* reported bis-heterocycles as being the most potent ones in 2008.

Increased structural complexity of pharmacologically relevant compounds is also apparent in current drugs. Among the top 50 prescription drugs in 2004, three active substances had a bis-heterocyclic structure.⁸ In 2007, the number had increased to 12 (Figure 2);⁹ a fourth-fold increase in three years. Among the list of the next 50 top drugs there are 12 bis-heterocycles (Lunesta, Geodon Oral, Cozaar, Atripa/Truvada, Evista, Hyzaar, Cialis, Omnicef, Avelox, Benicar HCT, Avapro) including Imatinib (Gleevec/Glivec), a potent and selective inhibitor of BCR-ABL and c-kit oncogenic tyrosine kinases that contains three heterocyclic rings (99th in 2007).

Even though medicinal chemistry efforts covered a wide range of structurally and functionally derivatized heterocyclic compounds, there has not been a dedicated effort to explore bis-heterocyclic compounds and libraries of bis-heterocyclic compounds have not been extensively studied so far. The Houghten group described thiohydantoin benzimidazolinethiones and thiohydantoin tetrahydroquinoxalinediones,¹⁰ and Lin and Sun recently reported a library of bis-benzimidazoles using microwave-assisted parallel synthesis¹¹ (Figure 3).

Our strategy deviates from the traditional approach. Library compounds are composed of two different heterocyclic rings connected by a spacer. This provides access to classes of compounds not systematically studied so far, but with a substantial potential to become drugs. Library compounds are highly diverse because a library can contain a combination of different heterocyclic cores connected at various positions by dissimilar spacers (skeletal diversity),

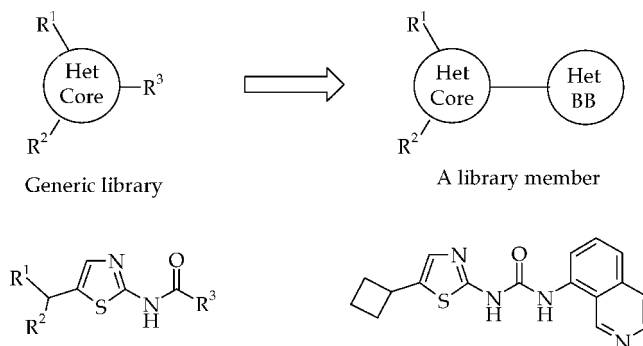


Figure 1. Bis-heterocycles in combinatorial libraries.

* To whom correspondence should be addressed. E-mail: vkrchnak@nd.edu.

[†] Current address: Department of Organic Chemistry, Faculty of Science, University of Palacký, 771 46 Olomouc, Czech Republic.

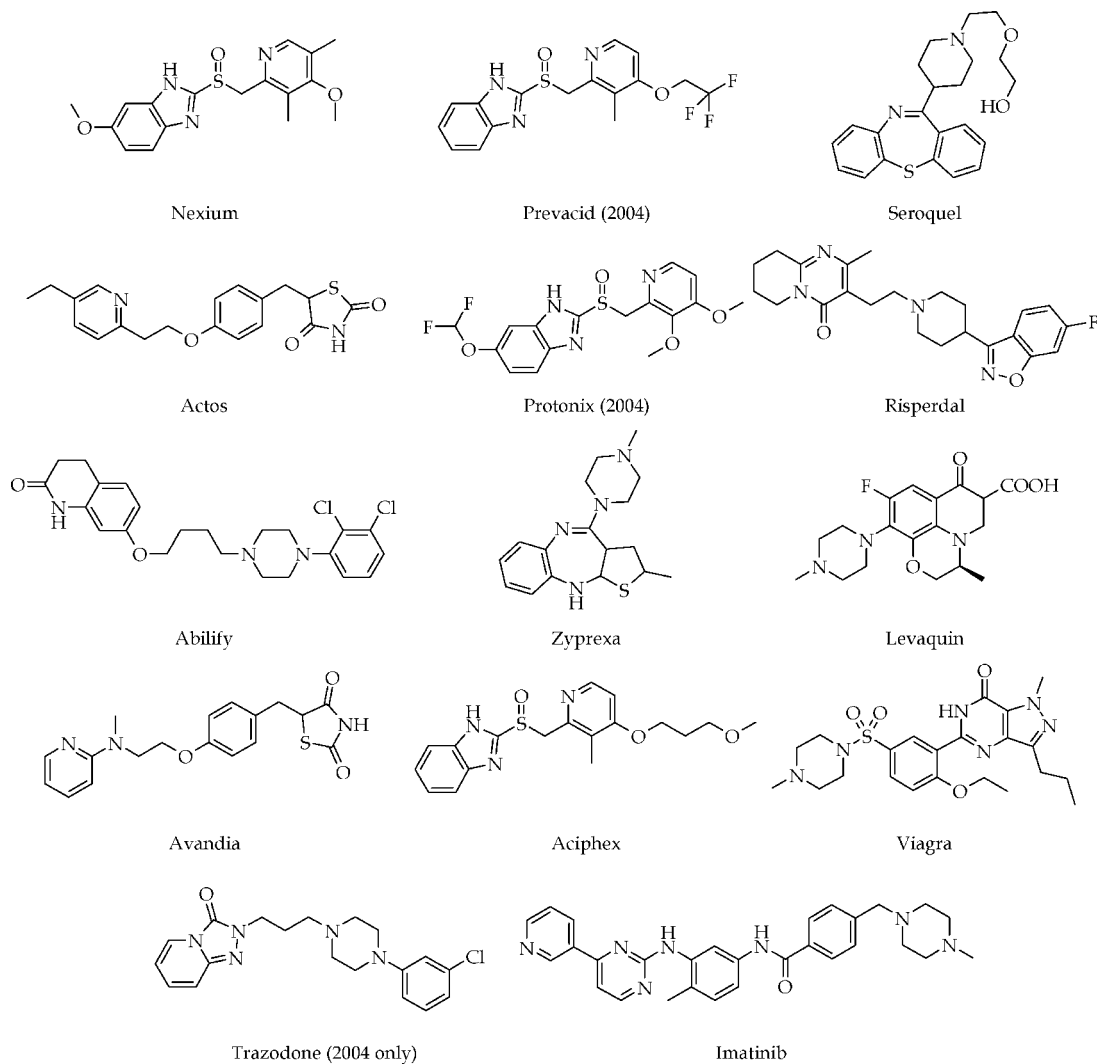


Figure 2. Top 50 prescription drugs in 2004 and 2007 with a bis-heterocyclic structure.

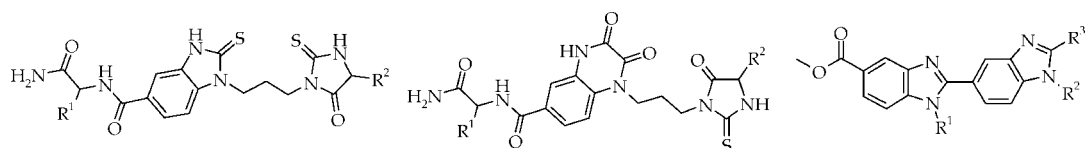


Figure 3. Bis-heterocyclic libraries.

and both heterocyclic rings are assembled in a combinatorial fashion during the synthesis.

Results and Discussion

Our objective was to develop efficient chemical routes for solid-phase synthesis of bis-heterocyclic libraries characterized by combinatorial assembly of two heterocyclic systems connected by a spacer of variable length/structure. Combinatorial libraries were synthesized on solid phase (SP). An inherent simplicity of isolation of intermediates and target compounds synthesized on SP combined with a potentially highly efficient sequence of transformations made SP synthesis the method of choice. In addition, SP synthesis is suited to very efficient split-and-pool (both random and directed) combinatorial synthesis, not to mention that it is amenable to integration or automation of the process.

We designed and synthesized three bis-heterocyclic libraries of thiazolo-benzimidazoles that differed by the position of the thiazole on the benzimidazole ring (Figure 4).

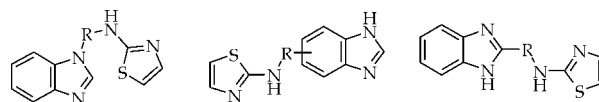


Figure 4. Generic core structures of three thiazolo-benzimidazole libraries.

Design of Libraries. Linking Strategy. There are two scenarios for immobilization of bis-heterocyclic compounds to the SP: (i) via one of the heterocyclic rings (Figure 5, cartoon A) and (ii) via the spacer (Figure 5, cartoon B). Our initial effort was focused on the immobilization of the heterocyclic core. In this favorable scenario, the immobilization strategy should allow synthesis of target compounds in a traceless manner, that is, target products will not have a residual function group attached to them that originated from a linker used to attach the first synthon to solid support. A typical “trace” of a linker is a carboxylate or a carboxamide used for immobilization of carboxylate-containing building

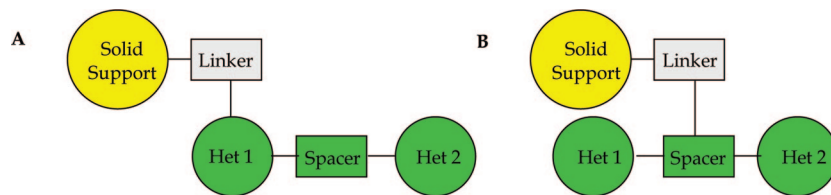


Figure 5. Two scenarios for immobilization of bis-heterocyclic libraries.

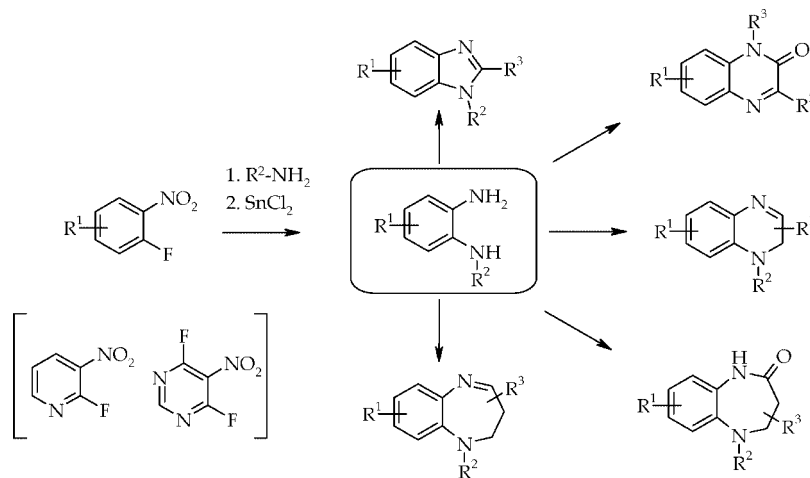


Figure 6. 1,2-Phenylenediamine motif in heterocycle synthesis.

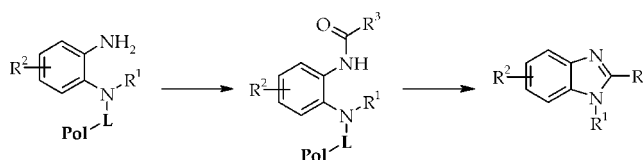
blocks to Wang or Rink linkers, respectively (unless carboxylate is an inherent part of target structures, such as in peptides). One of the strategies for a traceless synthesis of heterocycles is to take advantage of the presence of the heteroatom, particularly, nitrogen in N-heterocycles, and immobilize the first nitrogen containing synthon to a suitable linker via the nitrogen atom. We, and others, have used this strategy on several occasions for the synthesis of single core heterocycles (reviewed in refs 2, 3, and 12).

First Heterocycle. Numerous heterocyclic skeletons have served as a core structure for drugs and druglike molecules. The combination of two heterocyclic cores in one molecule increases the number of potential targets by the square power. When selecting the heterocycle for our synthesis of bis-heterocyclic compounds, we applied several criteria: (i) druglikeness, (ii) facile combinatorial SP synthesis, (iii) commercial availability of building blocks, and (iv) versatility of resin-bound intermediates.

All criteria were fulfilled by 1,2-phenylenediamines (among other structures) that serve as very useful intermediates for the transformation to five-, six-, and seven-membered heterocycles (Figure 6). In addition, diverse 1,2-phenylenediamines were conveniently accessed from 1-fluoro-2-nitrobenzenes and amines,² providing intermediates with two diversity positions. Moreover, there is straightforward route to resin-bound 1,2-phenylenediamines on an acid-labile electron-rich benzyl-type linker, allowing convenient release of target compounds from the resin by acid-containing cocktails or even gas.^{13,14}

We used resin-bound *o*-phenylenediamines in traceless syntheses of several heterocycles.¹⁴ For the synthesis of our first biheterocyclic libraries, we selected our traceless synthesis of benzimidazoles with three diversity positions (Scheme 1).¹⁵ To finish the assembly of the benzimidazole precursor, the polymer-supported 1,2-phenylenediamines

Scheme 1. Traceless SP Benzimidazole Synthesis



were acylated by carboxylic acids. Cyclization to benzimidazoles occurred after cleavage from the resin by heating in acetic acid.

Spacer. The spacer served to connect both heterocycles, and it was contained in a building block used to assemble the first heterocyclic core. The building blocks were selected to enable introduction of functionalized spacer in any of three diversity positions of benzimidazoles. For our first bis-heterocyclic library, the benzimidazole core was synthesized with three different points of attachment of the spacer for the subsequent synthesis of the second heterocycle (Figure 7).

The spacer contained a functional group that facilitated assembly of the second heterocycle. A choice can be from suitable functional groups, including amines, alcohols, carboxylates, and alkynes. We chose the amino group, which facilitates the attachment of the second heterocycle, or it can be an integral part of the second heterocycle. The benzimidazole core was synthesized using the traceless SP synthesis with three combinatorial steps. We prepared three types of resin-bound intermediates, **I-3**, **II-3**, and **III-3**, to introduce the spacer at three different positions:

- (i) The functionalized spacer in position 1 of the benzimidazole ring was incorporated in the first combinatorial step by reductive amination of the aldehyde linker. Amino alcohols (3-amino-1-propanol to demonstrate the concept) were preferred to diamines that would have to be selectively protected. Polymer-

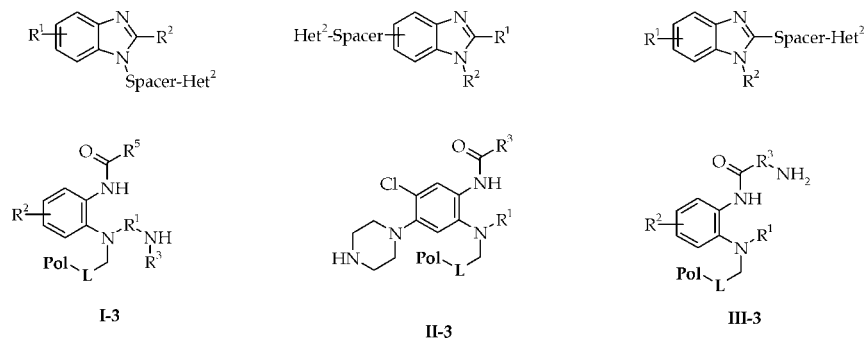
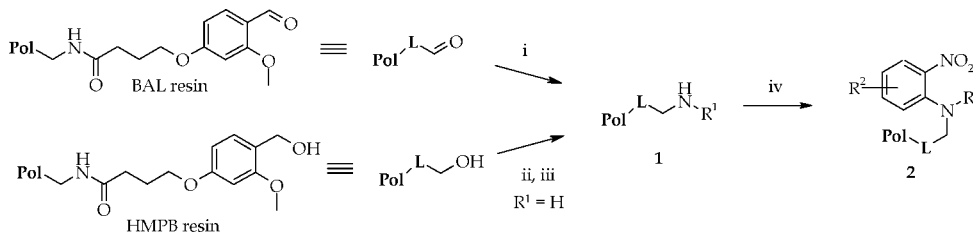


Figure 7. Three positions of spacers and the respective intermediates.

Scheme 2. Synthesis of Resin-Bound Nitroanilines **2**^a



^a Reagents and conditions: (i) amine, 10% AcOH/DMF, overnight, then NaBH(OAc)₃, 5 h; (ii) phthalimide, PPh₃, NMP, DIAD, overnight; (iii) hydrazine hydrate, MeOH/THF, overnight; (iv) 1-fluoro-2-nitrobenzenes, DIEA, DMSO, for temperature see experimental part, overnight.

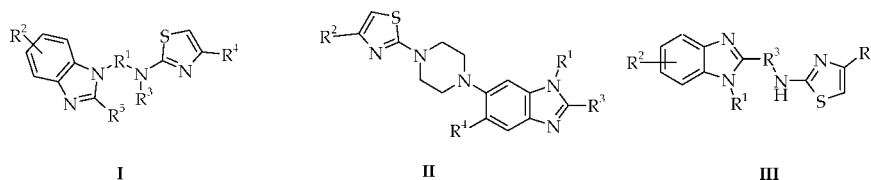


Figure 8. Three benzimidazole-thiazole bis-heterocycles. Note: Numbering of R groups followed the reaction sequences (cf., the synthetic schemes).

supported alcohols were converted to amines via mesylation, followed by reaction with amines later in the synthesis. This reaction enabled us to introduce additional diversity at the amine in resin-bound intermediates **I-3**.

(ii) For attaching the spacer to the aromatic ring, we took advantage of the commercially available 1,2-dichloro-4-fluoro-5-nitrobenzene. After reaction with the polymer-supported secondary amines **1** (Scheme 2), the chlorine was displaced by a diamine (piperazine in intermediate **II-3**) and yielded resin-bound intermediates with an amine-containing spacer attached to the carbocyclic ring.

(iii) Acylation of the resin-bound 1,2-phenylenediamines with a protected amino acid (Fmoc-βAla in model compounds) yielded intermediates **III-3** and introduced the spacer in position 2.

Second Heterocycle. Using the amino group as an anchor for the next heterocycle, we selected thiazole as the second heterocycle. Thiazoles were prepared by a reaction of resin-bound amines **I-3**, **II-3**, and **III-3** with Fmoc-NCS, followed by Fmoc group cleavage and five-membered ring closure using haloketones according to the published protocol.¹⁶ Cleavage from the resin by trifluoroacetic acid (TFA) yielded acyclic precursors that were cyclized by heating in acetic acid. Three libraries of thiazolo-benzimidazole bis-heterocycles were synthesized that differ because of the position of the thiazole on the benzimidazole ring (Figure 8).

Syntheses of Libraries. All three thiazolo-benzimidazole bis-heterocyclic libraries shared common intermediates with two diversity positions, the nitroanilines **2** (Scheme 2). Thus, the first two combinatorial steps for all three libraries were identical. However, the selection of individual combination of building blocks (amines and arylfluorides) for each library was different to enable the introduction of a suitable functional group (amine, alcohol) at one of the three diversity positions (Figure 9).

First Combinatorial Step: Resin-Bound Amines 1. The immobilization of nitroanilines took advantage of the acid lability of the electron-rich benzyl group attached to an aniline. Historically, polymer-supported N-alkylated benzylamines were introduced for the synthesis of N-alkyl amides.^{17–19} N-alkylated benzylamines are typically prepared from the aldehyde linker via reductive amination. The conditions for reductive amination have been optimized for a large set of diverse amines (more than a hundred). A typical protocol consisted of preincubation with an amine, followed by reduction using NaBH(OAc)₃ in AcOH/DMF.

A set of seven polymer-supported secondary amines **1** was prepared from the BAL resin¹⁹ and primary amines (Figure 9). The reported method¹⁴ for the reductive alkylation was slightly modified for the preparation of the polymer supported 4-methylbenzylamine. The acetate of this amine was precipitated from a DMF solution before reaction; thus the equivalent of TFA was used to form the corresponding soluble trifluoroacetate salt. When the same modification was

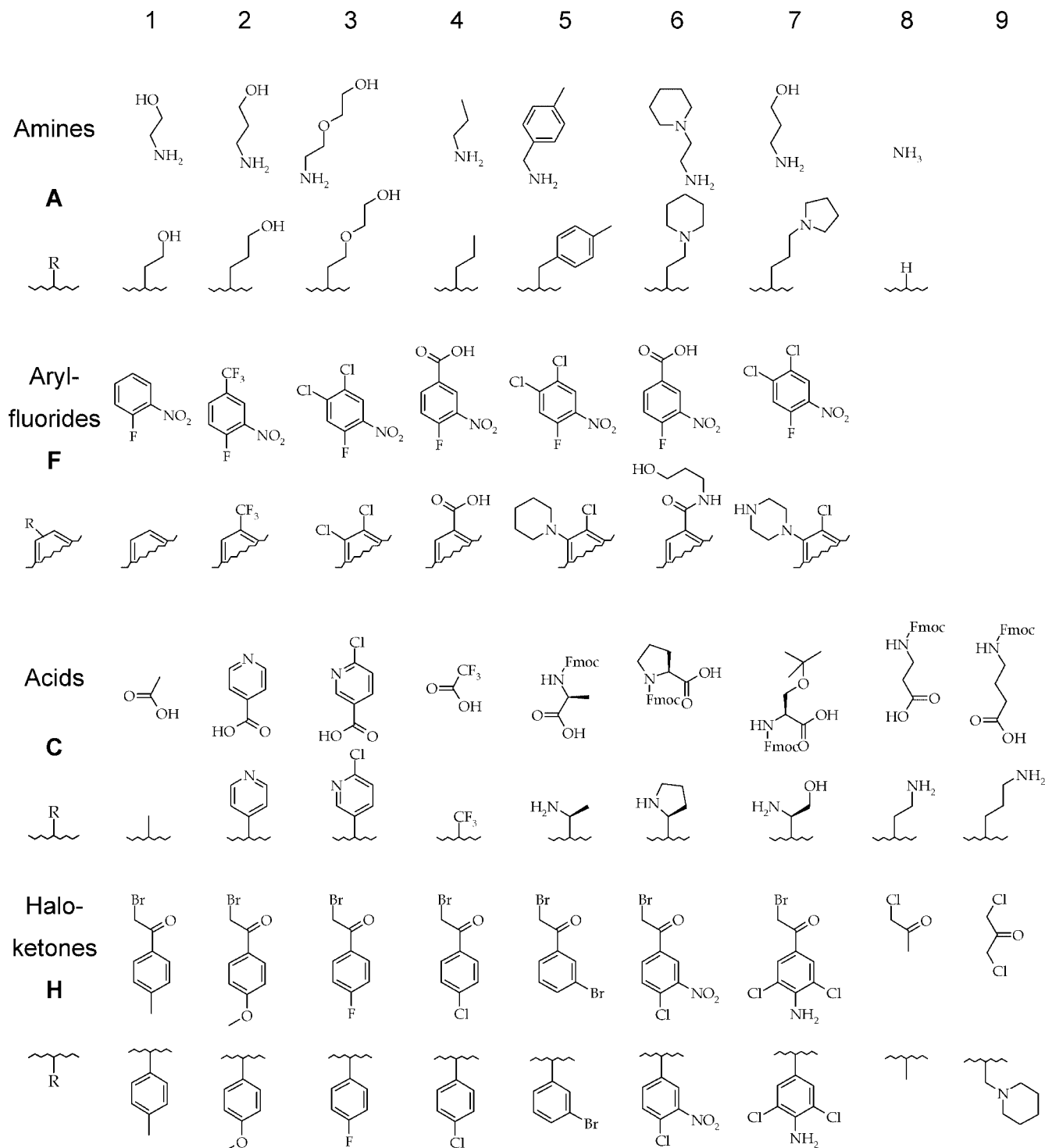


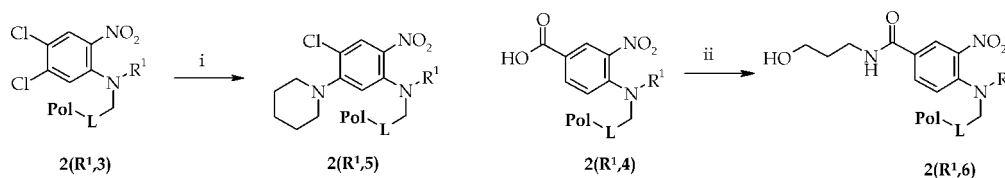
Figure 9. Building blocks and the corresponding R groups. Note: Building block **A8** ($R^1 = H$) was introduced via the HMPB linker, side chains of building blocks **A7**, **F5–F7**, and **H9** were installed on the resin (see the text for details).

used for the reductive alkylation with *n*-propylamine, higher resin loading was observed in comparison to the procedure with acetic acid. Three amino alcohols, **A1–A3**, were included that allowed transformation of the hydroxy derivatives to amines for the synthesis of the second heterocycle of bis-heterocycles **I**.

To include N-unsubstituted derivatives ($R^1 = H$), resin **1{8}** was prepared from HMPB linker²⁰ in a two-step procedure: the resin-bound alcohol of the HMPB linker was reacted with phthalimide under Mitsunobu conditions, and the phthaloyl group was cleaved by hydrazine hydrate. The

aminomethyl resin **1{8}** can also be alkylated with alcohols via 2-nitrobenzenesulfonyl derivative and alkylation using the Fukuyama procedure,²¹ followed by cleavage of the Nos group.²²

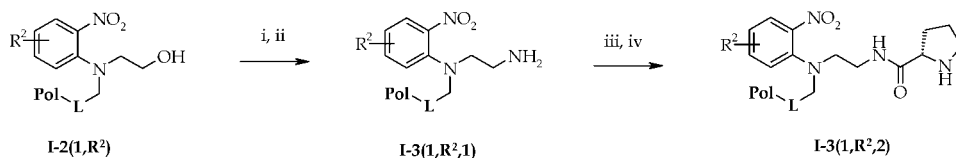
Second Combinatorial Step: Nitroanilines 2. The second diversity position (derivatization of the benzene ring of benzimidazoles) was introduced using commercially available 1-fluoro-2-nitrobenzenes (Figure 9). The reaction conditions depended on the reactivity of arylfluorides. The arylations with reactive 1-fluoro-2-nitro-4-trifluoromethylbenzene (**F2**) and 1,2-dichloro-4-fluoro-5-nitrobenzene (**F3**)

Scheme 3. Derivatization of Resin-Bound Nitroanilines^a

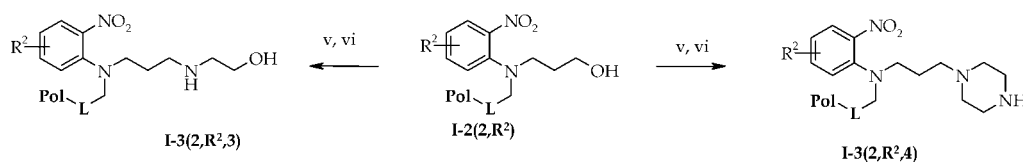
^a Reagents and conditions: (i) amine, DMSO, for temperature see Supporting Information, overnight; (ii) HOBT, DIC, DMF/DCM, 1 h, then amino alcohol, rt, overnight.

Scheme 4. Synthesis of Bis-heterocycles I^a

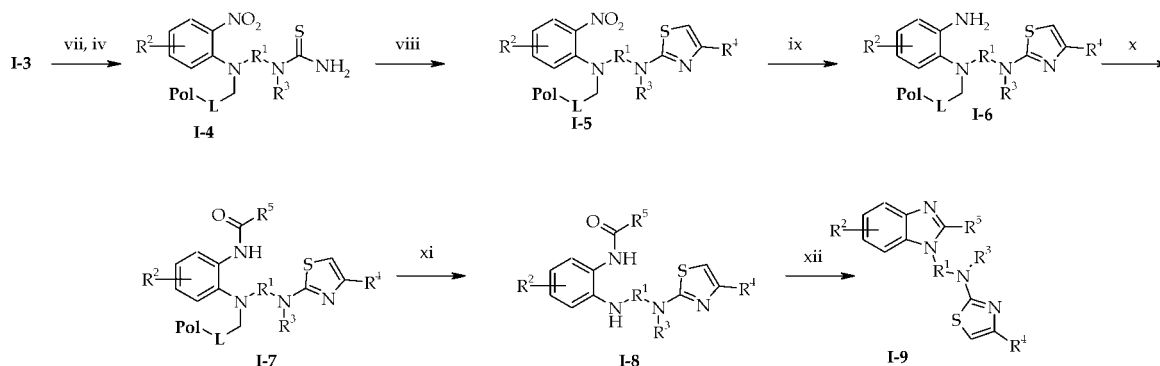
Route to intermediate I-3 containing a two-carbon spacer



Route to intermediate I-3 containing a three-carbon spacer



Conversion of intermediates I-3 to bis-heterocycles I-9



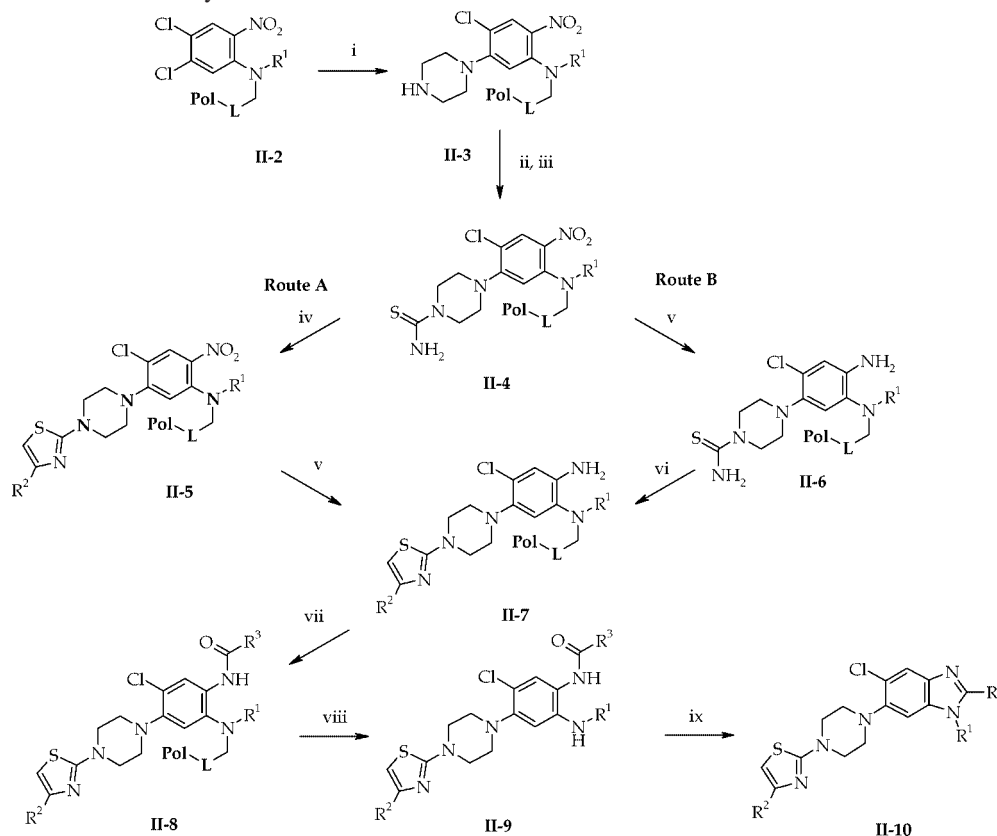
^a Reagents and conditions: (i) phthalimide, PPh₃, DIAD, THF, 5 h; (ii) hydrazine hydrate, MeOH/THF (1:1), overnight; (iii) Fmoc-Pro-OH, HOBT, DIC, DMF/DCM (1:1), overnight; (iv) 50% piperidine, DMF, rt, 10 min; (v) mesylchloride, pyridine, 1 h; (vi) amine, DMSO, for temperature and time, see Supporting Information; (vii) Fmoc-NCS, THF, rt, 60 min; (viii) haloketone, 1,8-bis(dimethylamino)naphthalene, DCM, rt, 4 h; (ix) SnCl₂·2H₂O, DIEA, DMF, rt, overnight; (x) for acylating conditions, see Supporting Information; (xi) 50% TFA, DCM, rt, 30 min; (xii) AcOH, 60 °C, 2–24 h.

were quantitative at room temperature after an overnight reaction. Reaction with 1-fluoro-2-nitrobenzene (**F1**) and 4-fluoro-3-nitrobenzoic acid (**F4**) required an elevated temperature (80 °C). Longer reaction time, or higher temperature, caused O-arylation of nitroanilines prepared from amino alcohols in the first combinatorial step.

Two immobilized nitroanilines **2**{R¹,3} and **2**{R¹,4} prepared from 1,2-dichloro-4-fluoro-5-nitrobenzene **F3** and 4-fluoro-3-nitrobenzoic acid **F4**, were further transformed by nucleophilic substitution of chlorine and secondary amide formations, respectively (Scheme 3). [Symbol **2**{R¹,3} denotes a specific subset of compounds: **2**{R¹,3} refers to compounds having any building block in the first position

(R¹) and one specific building block in the second position (in this case **F3**.)] This transformation expanded the diversity of substituents at the carbocyclic ring. For the synthesis of the library we used piperidine and 1-aminopropanol.

Bis-heterocycles I. The thiazole ring of bis-heterocycles **I** was attached via the substitution at the benzimidazole nitrogen, and synthesis was carried out according to Scheme 4. Nitroanilines **I-2** (**I-2** refers to a subset of nitroanilines **2** used for the synthesis of bis-heterocycles **I**) for this library were prepared using amino alcohols **A1** and **A2** and arylfluorides **F1** and **F2** (Figure 9). The resin-bound alcohols **I-2** enabled transformation of the hydroxyl groups to amines **I-3** for the synthesis of thiazoles. Skeletal diversity of the

Scheme 5. Synthesis of Bis-heterocycles II^a

^a Reagents and conditions: (i) piperazine, DMSO, 60 °C, overnight; (ii) Fmoc-NCS, THF, rt, 60 min; (iii) 50% piperidine, DMF, rt, 10 min; (iv) haloketones, 1,8-bis(dimethylamino)naphthalene, DCM, rt, 4 h; (v) SnCl₂·2H₂O, DIEA, DMF, rt, overnight, (vi) for alkylation conditions, see Supporting Information; (vii) for acylating conditions, see Supporting Information; (viii) 50% TFA, DCM, rt, 30 min; (ix) AcOH, 60 °C, 2–24 h; then 5% of NaOH in MeOH, overnight (for hydroxyl derivatives).

library compounds was enhanced by using four structurally different spacers: two spacers in combination with amino alcohol **A1** and two different spacers for amino alcohol **A2**. To access N-unsubstituted derivatives ($R^3 = H$), the alcohols **I-2**{1, R^2 } were reacted with phthalimide under Mitsunobu conditions, followed by phthaloyl group cleavage by hydrazine hydrate to yield **I-3**{1, R^2 ,1}. Acylation of half the resin with Fmoc-Pro-OH provided an extended spacer in resins **I-3**{1, R^2 ,2}. To introduce the R^3 substituent at the spacer amino group, alcohols **I-2**{2, R^2 } were mesylated and reacted with two different amines, ethanolamine and piperazine, yielding intermediates **I-3**{2, R^2 ,3} and **I-3**{2, R^2 ,4}.

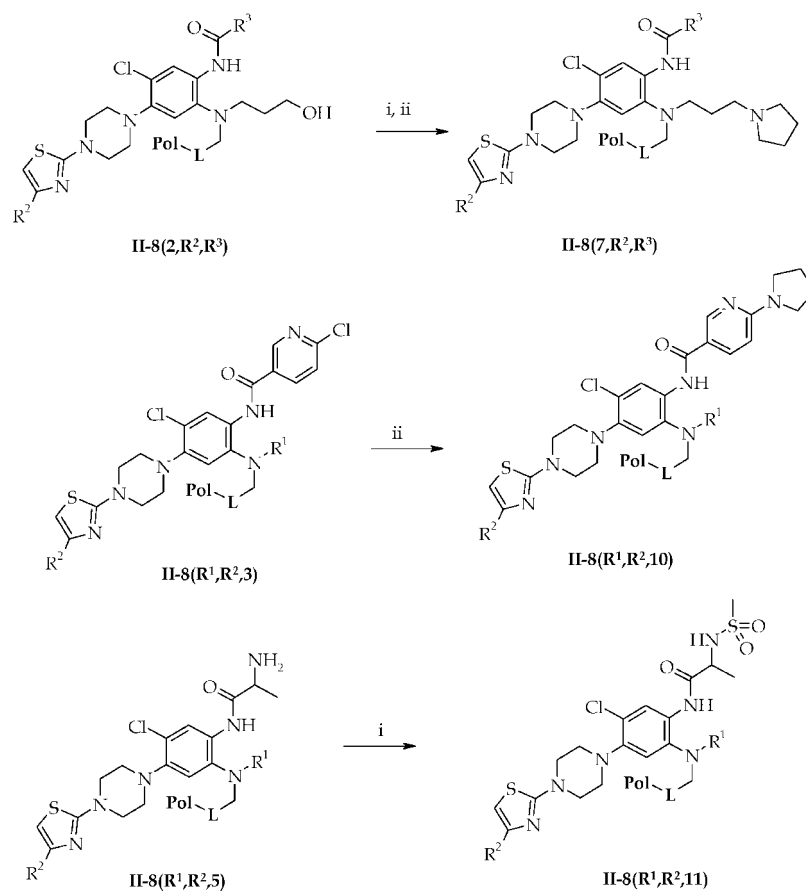
Resin-bound thiazoles **I-5** were formed using the published protocol.¹⁶ Resin-bound amines **I-3** were reacted with freshly prepared Fmoc-NCS in dry THF. The Fmoc group was cleaved by piperidine and thioureas **I-4** were reacted with haloketones. We used bromoketone **H1** and dichloroacetone. The chloromethyl derivatives prepared using dichloroacetone were further reacted with piperidine to increase the diversity of compounds.

After the assembly of the thiazoles **I-5**, the nitro group was reduced by tin(II) chloride in the presence of a tertiary amine base (DIEA). The acylation of **I-6** was carried out by acid chlorides or symmetrical anhydrides. In some cases, the reactivity of aniline nitrogen was reduced by the presence of an electron-withdrawing group. The reaction conditions for acylation were optimized for individual anilines. Cleavage to linear benzimidazole precursors **I-8** was carried out by

TFA in DCM and the subsequent cyclization to **I-9** in AcOH at elevated temperature.

Logistics of Library Synthesis. The library of bis-heterocycles **I** was synthesized using the split–split approach²³ using polypropylene syringes as reaction vessels on a manually operated Domino Block synthesizer.²⁴ A full library of $2 \times 2 \times 2 \times 2 \times 2 = 32$ compound using amino alcohols **A1** and **A2**, arylfluorides **F1** and **F2**, four spacers, haloketones **H1** and **H9**, and acids **C2** and **C4** was synthesized. To increase the skeletal diversity, two spacers used in combination with amino alcohol **A1** were different from those used with **A2**. All library compounds were purified by semipreparative HPLC. Selected compounds were characterized by MS and ¹H and ¹³C NMR. All analytical data are summarized in the Supporting Information.

Bis-heterocycles II. Synthesis of bis-heterocycles **II** with a thiazole ring attached via the carbocyclic ring of benzimidazoles was carried out according to Scheme 5. Nitroanilines **II-2** were prepared using five amines (**A2**–**A6**). The side-chain of building block **A7** was introduced by on-resin modification of **A2** later in the synthesis; **A8** was prepared from the HMPB linker. Resin-bound amines were reacted with 1,2-dichloro-4-fluoro-5-nitrobenzene (**F3**). Chlorine in the para position to the nitro group is amenable for replacement by diamines to install the amino-derivatized spacer. In this library, we used only one amine, piperazine, to prepare resins **II-3**.

Scheme 6. On-Resin Transformations of Final Intermediates **II-8^a**

^a Reagents and conditions: (i) mesyl chloride, pyridine, rt, 1 h; (ii) pyrrolidine, DMSO, rt, overnight.

At this stage, we used two different routes for the synthesis of thiazolo-phenylenediamines **II-7**. Route A included the formation of thiazole (compounds **II-5**), followed by a reduction of the nitro group. The formation of thiazoles was carried out using three bromoketones **H1–H3** and two chloroacetones **H8** and **H9**. The alkylation of **II-4** with all chloro/bromoketones in the presence of proton sponge (1,8-bis(dimethylamino)naphthalene) led to spontaneous thiazole ring formation (**II-5**). The nitro derivatives **II-5** were then reduced with tin(II) chloride dihydrate in the presence of a tertiary amine base (DIEA) and yielded corresponding resin-bound anilines **II-7**.

The alternative route B had those two steps interchanged. The nitro group was reduced at the stage of thiourea, and the resins **II-6** were reacted with haloketones. Under the conditions used in route A, the LCMS analysis of the intermediates using bromoketones **H1–H3** revealed the presence of double alkylated (and in few instances a small amount of three times alkylated) compounds in the case of intermediates prepared from amino alcohol **A3**. The alkylation reaction was optimized to prevent double alkylation by using phenacylbromoketones without a base in DCM for 3 h for amines **A3**, **A2**, and **A7**. Under these new conditions, the double alkylation of **II-6** for amine **A3** was still occurring, but it was suppressed by the replacement of DCM by toluene.

The practical advantage of route B is the fact that the nitro group reduction was performed on limited number of resin-bound intermediates **II-4**. This happened before the number

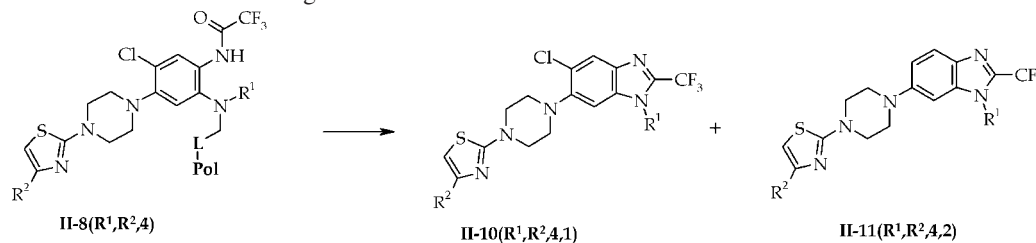
of compounds was expanded by the combinatorial step with haloketones.

The intermediates prepared using dichloroacetone **H9** yielded chloromethyl derivatives **II-7**{*R*¹,9} and enabled additional diversity expansion by reaction with amines. We used piperidine, and the conversion in DMSO at ambient temperature was complete after an overnight reaction.

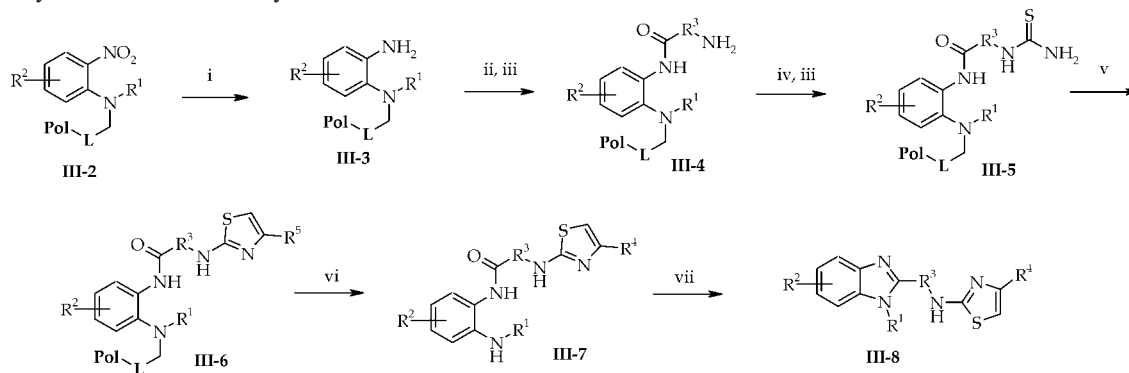
Resin-bound anilines **II-7** were acylated with carboxylic acids **C1–C5**, activated as symmetrical anhydrides or chlorides. To prepare the trifluoroacetyl derivatives, the anilines were not acylated on the resin but rather the intermediates were cleaved by TFA and trifluoroacetylated and cyclized at the same time (neat TFA, 30 °C, overnight).

To further increase the diversity of the library compounds and to demonstrate versatility of the synthetic route, we included a few examples of transformations of final resin-bound intermediates **II-8**. Resins **II-8**{2,*R*²,*R*³}, prepared using aminopropanol **A2**, were converted to derivatives **II-8**{7,*R*²,*R*³} via mesylation and subsequent substitution with amines (pyrrolidine in Scheme 6). Derivatives **II-8**{*R*¹,*R*²,3}, prepared using 4-chloro-pyridine-2-carboxylic acid, were also treated with pyrrolidine to introduce diversity at the pyridine ring. Intermediates **II-8**{*R*¹,*R*²,5}, prepared using Fmoc-Ala, were mesylated (after Fmoc group cleavage) on the amino group to yield derivatives **II-8**{*R*¹,*R*²,11}.

Bis-heterocycle precursors **II-9** were obtained after TFA/DCM cleavage from resins **II-8**. Final cyclization to the corresponding bis-heterocycles **II-10** was carried out in acetic

Scheme 7. Dechlorination of Aromatic Ring^a

^a The last digit "1" refers to chloro derivatives, and "2" refers to unsubstituted derivatives.

Scheme 8. Synthesis of Bis-heterocycles III^a

^a Reagents and conditions: (i) SnCl₂·H₂O, DIEA, DMF, rt, 2 h to overnight; (ii) Fmoc-amino acid, DIC, THF, for temperature and time, see Supporting Information; (iii) 50% piperidine, DMF, rt, 30 min; (iv) Fmoc-NCS, DCM, rt, 60 min; (v) haloketone, DCM, rt, overnight; (vi) 50% TFA, DCM, rt, 30 min; (vii) AcOH, 60 °C, for reaction time, see Supporting Information, then 5% of NaOH in MeOH, 60 °C, overnight (when amino alcohols were used in the first combinatorial step).

acid at elevated temperature. The reaction time necessary for complete cyclization was dependent on the N-acyl substituent. While the cyclization of compounds **II-9**{R¹, R², 1} and **II-9**{R¹, R², 2} was completed after 2 h, **II-9**{R¹, R², 3} were cyclized after 4 h, and the **II-9**{R¹, R², 5} and **II-9**{R¹, R², 4} derivatives required heating overnight.

After the cyclization, hydroxy groups of bis-heterocycles prepared using amino alcohols in the first combinatorial step were partially acetylated. The acetyl side-products were saponified with methanolic sodium hydroxide at 40 °C overnight. In general, the cyclization (and possibly saponification) afforded crude products of good to excellent purity (ranged from 70–90%, HPLC traces).

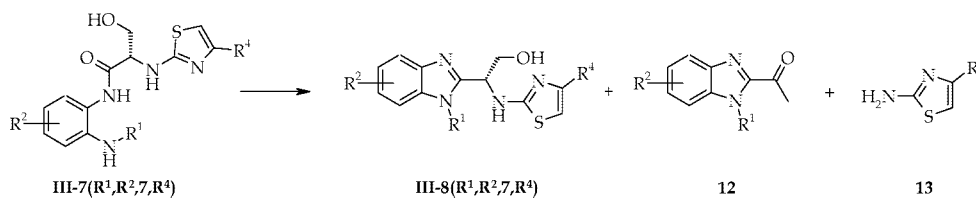
An interesting side-reaction was observed with compounds **II-9**{R¹, R², 4}, prepared using TFA as the last building block. Analysis of the crude cyclized product revealed the presence of a side-product (10–50%). The MS spectrum of the side-product indicated missing chlorine (Scheme 7). The side-products **II-10**{R¹, R², 4, 2} were isolated (semiprep HPLC), and MS and NMR spectra confirmed their structures, presumably formed by substitution of the chlorine by hydrogen in TFA. The attempt to drive the substitution reaction to completion by extended exposure to TFA (3 days) was unsuccessful. The ratio between two bis-heterocycles did not change, indicating that the substitution probably occurred in a stage of the linear precursor before the cyclization took place.

Logistics of Library Synthesis. The library synthesis was split into two parts to compare different synthetic approaches. One part was synthesized following route A (Scheme 5) using amines **A2–A6**, carboxylic acids **C1** and **C2** and

4-methylphenacylbromide **H1** (compounds **II-10**{2, 1, 1}, **II-10**{2, 1, 2}, **II-10**{3, 1, 1}, **II-10**{3, 1, 2}, **II-10**{4, 1, 1}, **II-10**{4, 1, 2}, **II-10**{5, 1, 1}, **II-10**{5, 1, 2}, **II-10**{6, 1, 1}, and **10**{6, 1, 2}). The second part was synthesized with amines **A2**, **A3**, **A7**, **A8**, haloketones **H1–H3**, **H8**, and **H9**, and carboxylic acids **C1–C5** according to route B. Route A represents a more general procedure and can be used for any building block combination without the need to fine-tune the reaction conditions. The advantage of route B is the limited the number of resin-bound intermediates that undergo nitro group reduction when using the split–split methodology. However, the conditions for alkylation required optimization of reaction conditions for each particular haloketone **H**.

Bis-heterocycles III. bis-heterocycles **III** with the thiazole attached to the C2 carbon of the benzimidazole were synthesized according to Scheme 8. Nitro anilines **III-2** used for the synthesis of bis-heterocycles **III** were prepared from four amines **A2–A5** and four arylfluorides **F1–F4** (Figure 9). The R² diversity was further expanded by on-resin transformation of nitroanilines **III-2**. Nitroanilines **III-2**{R¹, 3} and **III-2**{R¹, 4} prepared from 1,2-dichloro-4-fluoro-5-nitrobenzene **F3** and 4-fluoro-3-nitrobenzoic acid **F4**, were further transformed by nucleophilic substitution of chlorine by piperidine and secondary amide formation using 1-aminopropanol, respectively (Scheme 3).

The reduction of the nitro group with tin(II) chloride required different reaction times depending on the substitution of the starting material (2 h or overnight). To incorporate the derivatized spacer for the synthesis of thiazoles, the acylation of the aniline was carried out by Fmoc-protected

Scheme 9. Decomposition of Hydroxymethylated Bis-heterocycles

amino acid anhydrides. This introduced the amino group for the subsequent thiazole ring formation. Acylation of diverse polymer-supported anilines **III-3** by Fmoc-amino acid anhydrides required different reaction conditions, depending on the electronic effect of the substituent on the benzene ring. Polymer supported anilines **III-3** containing electron-withdrawing substituents required forcing acylation conditions. After careful optimization experiments, we arrived at an effective acylating procedure using in situ preformed symmetrical anhydrides in dry THF at elevated temperature (50 °C) for six hours. The acylating species were exhausted after this time (treatment of the acylating solution sample with *N*-methylbenzylamine showed no amide formation by LC-MS analysis). When required, the acylation was repeated with freshly prepared symmetrical anhydride. However, for some combinations of the amino acids and the electron-poor anilines, the reactions were still not quantitative. We observed decreasing acylating efficiency of the anhydrides in the following order: Fmoc-Pro > Fmoc-Ser(*O**t*Bu) > Fmoc-Ala > Fmoc- β -Ala > Fmoc- γ -aminobutyric acid. The reactivity of the resin-bound anilines **III-2** decreased in the order: **III-3**{ $R^1, 5$ } > **III-3**{ $R^1, 1$ } > **III-3**{ $R^1, 6$ } > **III-3**{ $R^1, 3$ } \approx **III-3**{ $R^1, 2$ }. For example, acylations with Fmoc-Pro and Fmoc-Ser(*O**t*Bu) were quantitative after the first acylation round for all anilines. However, one-round acylations with Fmoc- β -Ala or Fmoc- γ -aminobutyric acid were complete only for reactive anilines **III-3**{ $R^1, 5$ } and **III-3**{ $R^1, 1$ }. The remaining combinations required repeated acylation.

N-Hydroxypropyl derivatives **III-3**{ $2, R^2$ } and **III-3**{ $3, R^2$ } were partially acylated on the hydroxy group (~10%, HPLC traces). This side-product was smoothly saponified with potassium trimethylsilanolate in THF.

Fmoc deprotection with piperidine liberated the amino functionality for subsequent thiazole ring formation. The amines **III-4** were treated with a freshly prepared solution of Fmoc-NCS in dry THF and yielded Fmoc-protected thioureas. Subsequent piperidine Fmoc group cleavage yielded thioureas **III-5**.

Alkylation with halo ketones led to spontaneous thiazole ring formation. We used eight halo ketones **H1–H8** (Figure 9). Aromatic bromo ketones provided quantitative conversion after overnight reaction, while the reaction with chloro acetone was not complete and was repeated with fresh reagent solution.

Benzimidazole precursors **III-6** were cleaved from the resin by TFA in DCM. Cyclization of intermediates **III-7** was carried out in acetic acid at elevated temperature, typically 60 °C. The reaction time depended on the nitrogen substitution of the benzimidazole precursors (i.e., on the first place of diversity). While *N*-propyl derivatives cyclized after two hours of heating, the hydroxy derivatives required

heating for five hours, and *N*-methylbenzyl derivatives cyclized overnight. During the acidic cleavage and the cyclization, the protective *t*Bu group of the derivatives prepared using Fmoc-(*t*Bu)-serine cleaved only partially. The quantitative *t*Bu deprotection required treatment with neat TFA. Intermediates **III-7**, containing any hydroxyl group in the molecule, were partially O-acetylated during the cyclization reaction. Saponification of the acetyl side-products was carried out using methanolic sodium hydroxide. In general, the cyclization (and saponification if necessary) afforded crude products **III-8** in good to excellent purity ranging from 60–90% (HPLC traces).

We observed that derivatives prepared using Fmoc-Ser(*t*Bu) were unstable under acidic conditions at elevated temperature. The C–N bond was cleaved, and the target bis-heterocyclic molecules **III-8**{ $R^1, R^2, 7, R^4$ } were decomposed (Scheme 9). Both components of the cleavage (aminothiazole and acetylbenzimidazole) were detected using LCMS analysis with corresponding masses. 1-[1-(4-Methyl-benzyl)-1H-benzimidazol-2-yl]-ethanone **12** was isolated by the semi-preparative reversed phase HPLC, and its structure was confirmed (¹H, ¹³C, ¹³C APT, and COSY NMR spectra). To minimize this side-reaction, the cyclization was carried out at 30 °C overnight.

Logistics of Library Synthesis. The library was synthesized in two parts using two different methodologies. The first part, composed of 42 compounds, was synthesized on loose resin in polypropylene fritted syringes using the split–split method. The following building blocks were used: amine **A4**, arylfluorides **F1**, **F3**, and **F5**, carboxylic acids **C5–C9**, halo ketones **H1–H3**, and **H5–H8** (compounds **III-8**{ $4, R^2, R^3, R^4$ }). The resin-bound intermediates corresponding to all combinations of R^1 with R^2 and R^3 were prepared. Different sets of halo ketones were reacted with different intermediates **III-5** to increase the diversity of library compounds (c.f., Supporting Information for entire list of compounds).

The second part (92 compounds) was prepared in resin capsules²⁵ using the directed split-and-pool method. Building blocks: amines **A2**, **A3**, and **A5**, arylfluorides **F1–F3**, **F5**, and **F6**, carboxylic acids **C5–C8**, halo ketones **H1–H8** (compounds **III-8**{ $2, R^2, R^3, R^4$ }, **III-8**{ $3, R^2, R^3, R^4$ }, and **III-8**{ $5, R^2, R^3, R^4$ }). All combinations of polymer supported intermediates were prepared using amines (**A2**, **A3**, and **A5**), arylfluorides (**F1–F3** and **F5**) and acids (**C5–C8**). Intermediates **III-5** were reacted with selected combinations of **H1–H8**. This was to avoid synthesis of compounds that differ by only one building block. No significant differences in overall purity/yield of library compounds were found between the split–split and split-and-pool methodologies.

All three sublibraries were developed and synthesized on commercially available aminomethyl polystyrene-based resin. We used two different batches of the same resin from one supplier. Several reactions carried out on one resin batch experienced significantly slower transformation rates that subsequently lowered the yield of target compounds. We will address the inequality of "equal" resins and a simple procedure for evaluating the suitability of a resin for SPOS in a dedicated communication (manuscript in preparation).

All library compounds were submitted for evaluation of biological activities to High-Throughput Screening in the Molecular Libraries Probe Production Centers Network, and the results are available in PubChem (<http://pubchem.ncbi.nlm.nih.gov/>).

Conclusion

We described SP synthesis of bis-heterocyclic libraries characterized by a combinatorial assembly of two different heterocyclic rings connected by a spacer with various length/structure. Because of skeletal diversity and up to five combinatorial steps (two for each heterocycle and one for the spacer), this strategy allows synthesis of sizable diverse libraries to match screening throughput of the state of the art screening facilities.

Acknowledgment. The research was supported by the Department of Chemistry and Biochemistry University of Notre Dame and the NIH (GM079576).

Supporting Information Available. Details of experimental procedures and spectroscopic data for synthesized compounds. This material is available free of charge via the Internet at <http://pubs.acs.org>.

References and Notes

- (1) Nefzi, A.; Ostresh, J. M.; Houghten, R. A. *Chem. Rev.* **1997**, *97*, 449–472.
- (2) Krchňák, V.; Holladay, M. W. *Chem. Rev.* **2002**, *102*, 61–91.
- (3) Blaney, P.; Grigg, R.; Sridharan, V. *Chem. Rev.* **2002**, *102*, 2607–2624.
- (4) Horton, D. A.; Bourne, G. T.; Smythe, M. L. *Chem. Rev.* **2003**, *103*, 893–930.
- (5) Dolle, R. E. *J. Comb. Chem.* **2006**, *7*, 739–798.
- (6) Dolle, R. E. *J. Comb. Chem.* **2005**, *6*, 623–679.
- (7) Helal, C. J.; Sanner, M. A.; Cooper, C. B.; Gant, T.; Adam, M.; Lucas, J. C.; Kang, Z. J.; Kupchinsky, S.; Ahlijanian, M. K.; Tate, B.; Menniti, F. S.; Kelly, K.; Peterson, M. *Bioorg. Med. Chem. Lett.* **2004**, *14*, 5521–5525.
- (8) <http://www.3dchem.com/top50.asp>.
- (9) <http://drugtopics.modernmedicine.com/drugtopics/data/articlestandard/drugtopics/102008/500221/article.pdf>.
- (10) Nefzi, A.; Giulianotti, M. A.; Houghten, R. A. *Tetrahedron Lett.* **2000**, *41*, 2283–2287.
- (11) Lin, M. J.; Sun, C. M. *Synlett* **2004**, 663–666.
- (12) Comely, A. C.; Gibson, S. E. *Angew. Chem., Int. Ed.* **2001**, *40*, 1012–1032.
- (13) Kerschen, A.; Kaniszai, A.; Botros, I.; Krchňák, V. *J. Comb. Chem.* **1999**, *1*, 480–484.
- (14) Krchňák, V.; Smith, J.; Vagner, J. *Collect. Czech. Chem. Commun.* **2001**, *66*, 1078–1106.
- (15) Smith, J.; Krchňák, V. *Tetrahedron Lett.* **1999**, *40*, 7633–7636.
- (16) Kearney, P. C.; Fernandez, M.; Flygare, J. A. *J. Org. Chem.* **1998**, *63*, 196–200.
- (17) Boojamra, C. G.; Burow, K. M.; Ellman, J. A. *J. Org. Chem.* **1995**, *60*, 5742–5743.
- (18) Fivush, A. M.; Willson, T. M. *Tetrahedron Lett.* **1997**, *38*, 7151–7154.
- (19) Jensen, K. J.; Alsina, J.; Songster, M. F.; Vagner, J.; Albericio, F.; Barany, G. *J. Am. Chem. Soc.* **1998**, *120*, 5441–5452.
- (20) Flörsheimer, P.; Riniker, B. In *Peptides 1990*; Proceedings of the 21st European Peptide Symposium; Giralt, E., Andreu, D., Eds.; ESCOM: Leiden, The Netherlands, 1991; pp 131–133.
- (21) Fukuyama, T.; Jow, C. K.; Cheung, M. *Tetrahedron Lett.* **1995**, *36*, 6377–6374.
- (22) Krchňák, V.; Slough, G. A. *Tetrahedron Lett.* **2004**, *45*, 4289–4291.
- (23) Krchňák, V. *Biotechnol. Bioeng. (Combinat. Chem.)* **1999**, *61*, 135–141.
- (24) Krchňák, V.; Padera, V. *Bioorg. Med. Chem. Lett.* **1998**, *22*, 3261–3264.
- (25) Bouillon, I.; Soural, M.; Krchňák, V. *J. Comb. Chem.* **2008**, *10*.